

DEFENDER 110 X-DYNAMIC SE

CAPABLE OF GREAT THINGS



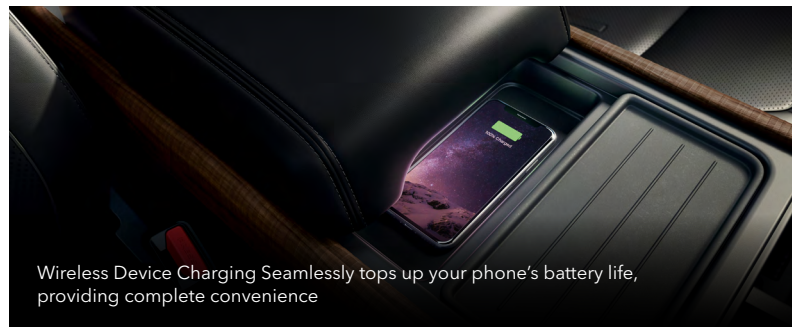
ABOVE & BEYOND



The Defender 110 X-Dynamic SE is the rebirth of our most iconic Land Rover yet—the perfect fusion of form, vertical stance and attitude—built to go above and beyond, on any terrain and every adventure.



Cross car beam that's built to take the knocks



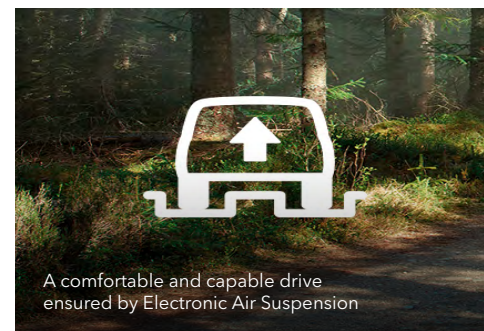
Wireless Device Charging Seamlessly tops up your phone's battery life, providing complete convenience



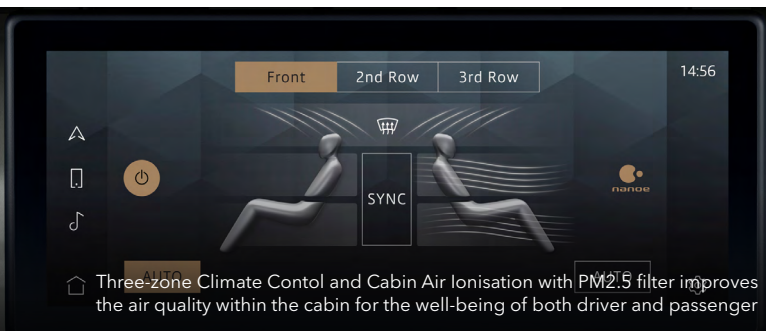
Premium LED Headlights with Signature DRL for ultimate visibility



20" Style 5094, Satin Dark Grey wheels



A comfortable and capable drive ensured by Electronic Air Suspension



Three-zone Climate Control and Cabin Air Ionisation with PM2.5 filter improves the air quality within the cabin for the well-being of both driver and passenger



Full-size sliding panoramic tinted glass roof, designed to provide abundant light and space, plus high solar protection

Authorized importer:

PT JLM AUTO INDONESIA Indomobil Tower, 19th Floor, Jl. MT Haryono Kav.11, Jakarta 13330

Authorized retailer:

PT INDOMOBIL TRADA NASIONAL Metropolitan Tower, Jl. R.A.Kartini No.10, Jakarta 12430. T: 2765 2080

www.landover.co.id Land Rover Indonesia @landover.indonesia

All pictures shown are for illustration purposes only.



Scan this QR code for more information on the Defender 110.

DEFENDER 110 X-DYNAMIC SE

TECHNICAL SPECIFICATIONS



ABOVE & BEYOND

| 3.0P X-Dynamic SE | |
|---|---------------------------------|
| ENGINE | |
| Propellant | Petrol |
| Type | 6-cylinder Petrol, Turbocharged |
| Valves | 24 |
| Engine Capacity | 2,996 cc |
| Max Output | 400 PS @ 5,500 - 6,500 rpm |
| Max Torque | 550 Nm @ 2,000 - 5,000 rpm |
| PERFORMANCE | |
| Acceleration 0 - 100 km/h | 6.1 secs |
| Top Speed | 191 km/h |
| Fuel Consumption (Combined) | 9.6 L/100km |
| CO ₂ Emissions (Combined) | 220 g/km |
| TRANSMISSION | |
| Gearbox | Automatic, 8-speed |
| Drive | All Wheel Drive (AWD) |
| CHASSIS | |
| Front Suspension | Air Suspension |
| Rear Suspension | Air Suspension |
| BRAKES | |
| Front and Rear Ventilated Discs | • |
| MEASUREMENTS | |
| Wheelbase | 3,022 mm |
| Length / Height | 5,018 mm / 1,967 mm |
| Width (Mirrors Folded / Unfolded) | 2,008 mm / 2,105 mm |
| Kerb Weight | 2,361 kg |
| Ground Clearance | 218 mm |
| Turning Circle (Wall to Wall) | 13,1 m |
| Wading Depth | 900 mm |
| Off-road Geometry (Approach / Break Over / Departure) | 30.1° / 22.0° / 37.7° |
| Luggage Volume (Wet) | 2,277 L / 972 L / 231 L |
| Fuel Tank | 90 L |
| INFOTAINMENT | |
| 10.25" Pivi Pro (Connected) | • |
| Analogue Dials with Central TFT Display | • |
| Apple CarPlay and Android Auto | • |
| Meridian™ Sound System (400W 11 speakers) | • |
| Bluetooth® Connectivity | • |
| Wireless device charging | • |
| WHEELS | |
| 20" Style 5094, Satin Dark Grey | • |
| 20" full size spare wheel | • |
| Tyre Pressure Monitoring System | • |
| Locking wheel nuts | + |
| WARRANTY | |
| 3-year Warranty up to 100,000km* | • |
| 5-year Service Plan | • |

| 3.0P X-Dynamic SE | |
|--|---|
| SAFETY | |
| Power Operated Child Locks | • |
| Front airbags, with passenger seat occupant detector | • |
| Anti-lock Braking System (ABS) | • |
| Cornering Brake Control (CBC) | • |
| Dynamic Stability Control (DSC) | • |
| Electronic Brake-force Distribution (EBD) | • |
| Electronic Park Brake (EPB) | • |
| Electronic Traction Control (ETC) | • |
| Roll Stability Control (RSC) | • |
| Emergency Brake Assist | • |
| Keyless Entry | • |
| Driver Condition Monitor | • |
| Blind Spot Assist | • |
| Lane Keep Assist | • |
| Rear Traffic Monitor | • |
| Clear Exit Monitor | • |
| EQUIPMENT | |
| Hill Descent Control (HDC) | • |
| Hill Launch Assist | • |
| Terrain Response System | • |
| Cruise Control and Speed Limiter | • |
| 3D Surround Camera with ClearSight Ground View | • |
| 360° Parking Aid | • |
| Wade Sensing | • |
| Front fog lights | • |
| Premium LED headlights with signature DRL | • |
| Auto High Beam Assist (AHBA) | • |
| Sliding panoramic roof | + |
| Auto-dimming interior rear view mirror | • |
| Adaptive Dynamics | + |
| Electronic Air Suspension | + |
| COMFORT | |
| Premium Cabin Lighting | • |
| 12-way electric memory front seats with 2-way manual headrests | • |
| Ebony Resist seats with Ebony interior | • |
| Manually adjustable steering column | • |
| Side-Hinged Tailgate | • |
| Premium Non-Leather steering wheel | • |
| Carpet Mats | • |
| Ebony Morzine Headlining | • |
| Rough-cut Walnut veneer | + |
| Three-zone Climate Control with Rear Cooling Assist | + |
| Air Quality Sensor | + |
| Cabin Air Ionisation with PM2.5 filter | + |

Spec Code: DEF110XDSE3Y23EB1

• Indicated standard equipment.

+ Additional option(s) included.

* Whichever comes first. Terms and conditions apply and may be subjected to change without prior notice.

This specification sheet should not be regarded as an infallible guide to current specifications or availability, nor does it constitute an offer for the sale of any particular vehicle. Effective 1 Nov 2021 and supersedes all prior specification sheets.